


Welcome to Caterpillar Class



In this pack, you will find a range of activities that you can complete with your child to help them get ready for Reception!

Name _____

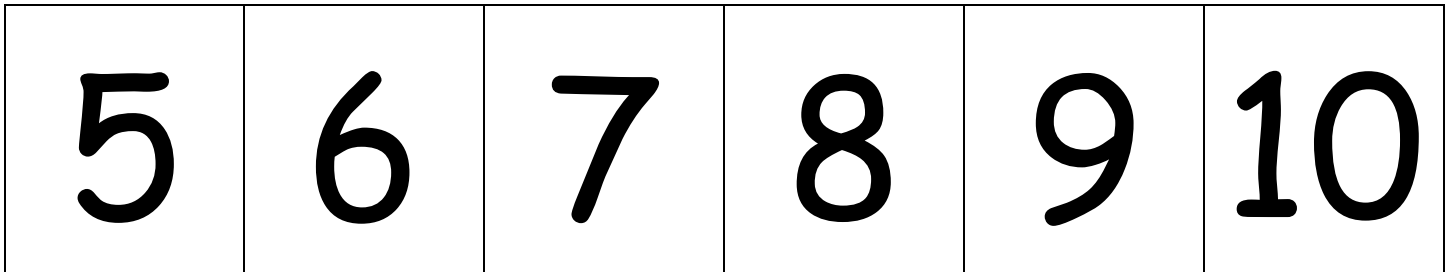
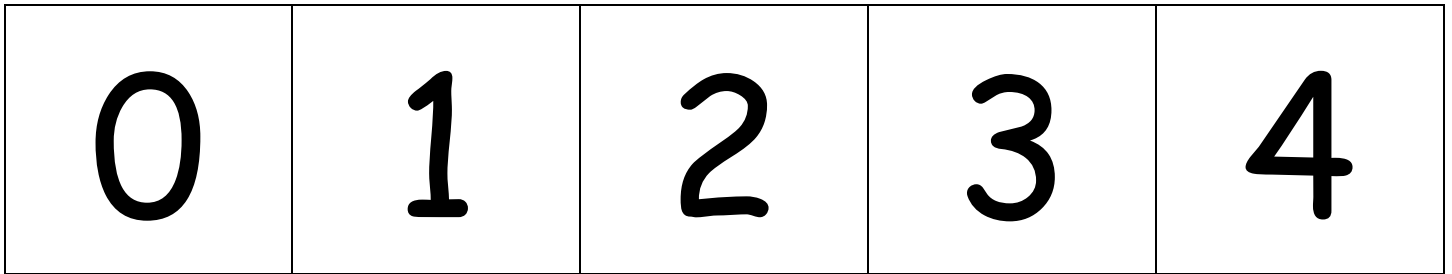
Can you draw a picture of your family?



Can you practise writing your first name?
Use a capital letter, then lower case letters.



Can you recognise these numbers?



Can you say the numbers in order from 0-10?

Can you cut out the numbers and put them in order from 0-10?

Can you match number and quantity? For example, you could match number 5 to 5 toys.

Fine Motor Skills

The following activities will help develop fine motor strength needed for drawing and writing:

- Playing with play dough



- Threading dried pasta or beads onto string



- Painting using cotton buds





- Popping bubble wrap



- Pegging clothes

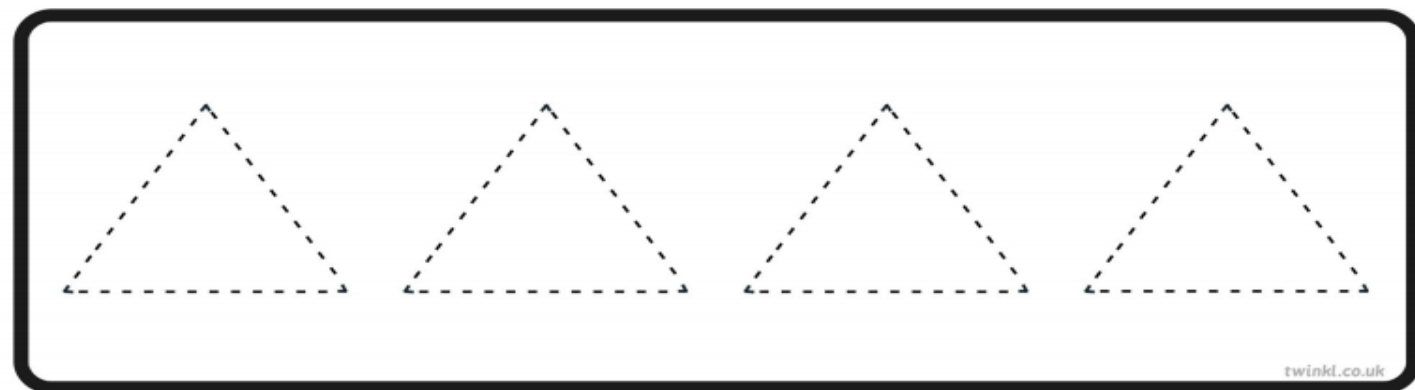
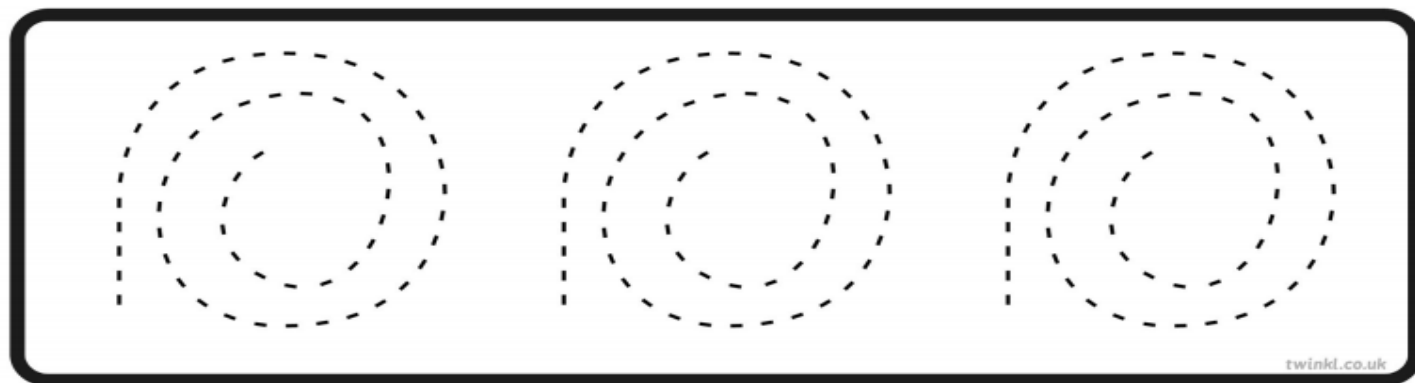
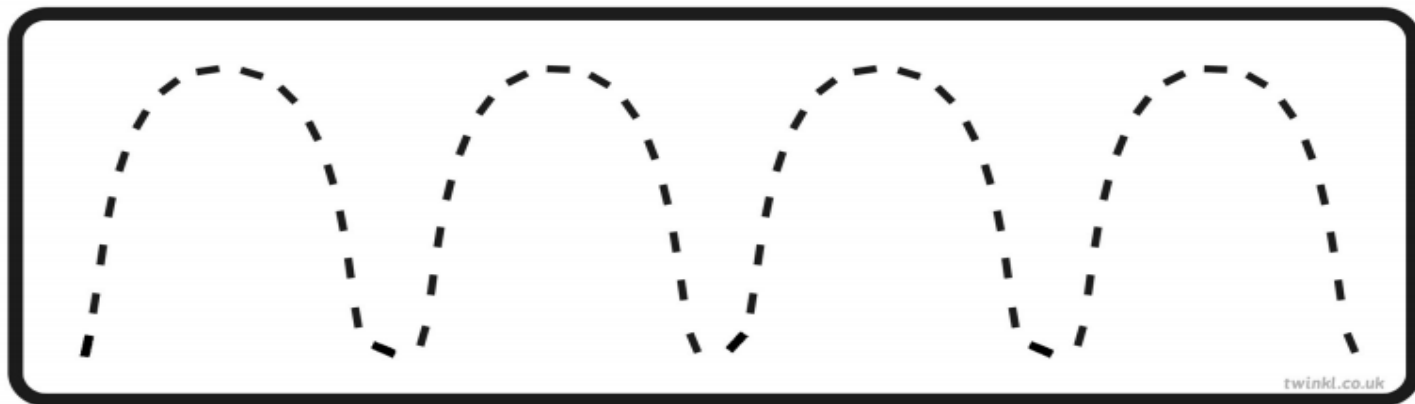


Can you name these shapes?



Can you cut these shapes out?

Can you trace over the lines using a pencil?



Reading



Reading with your child is important for their literacy development. When reading stories with your child you can:

- Talk about what is happening in the illustrations.
- Talk about what happened in the story once you have finished reading it.
- Talk about what your child did and did not like about the book.
- Ask your child to retell the story using the pictures in the book.

Writing

Can you practise forming letters?

a b c d e f g h i

j k l m n o p q

r s t u v w x y z

- Try forming letters in sand, glitter, mud or foam.
- Encourage your child to paint and draw.

Talk about the initial sound in words. Play 'I Spy'
using the pictures below. For example,
Adult: I spy with my little eye something
beginning with sss
Child: sss...sock



Can you cut out and match the rhyming words? Rhyming words sound the same at the end, for example pig and dig.



Speaking

Encourage your child to speak in sentences and learn new vocabulary.

- Create stories using toys.
Support your child to say stories with a beginning, middle and end.




- Describe actions. For example, 'A girl is skipping with a rope at the park'.



- Ask questions and encourage your child to provide reasons.

Do you prefer summer or winter?
Why?



Would you rather be a doctor or
be in the police? Why?

