

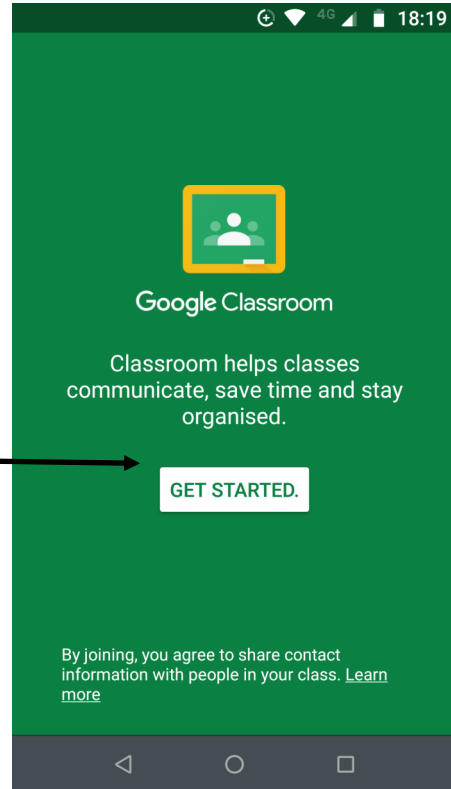
GOOGLE CLASSROOM ON A MOBILE DEVICE

Download the Google Classroom App from the Google Play Store, or the Apple App Store.

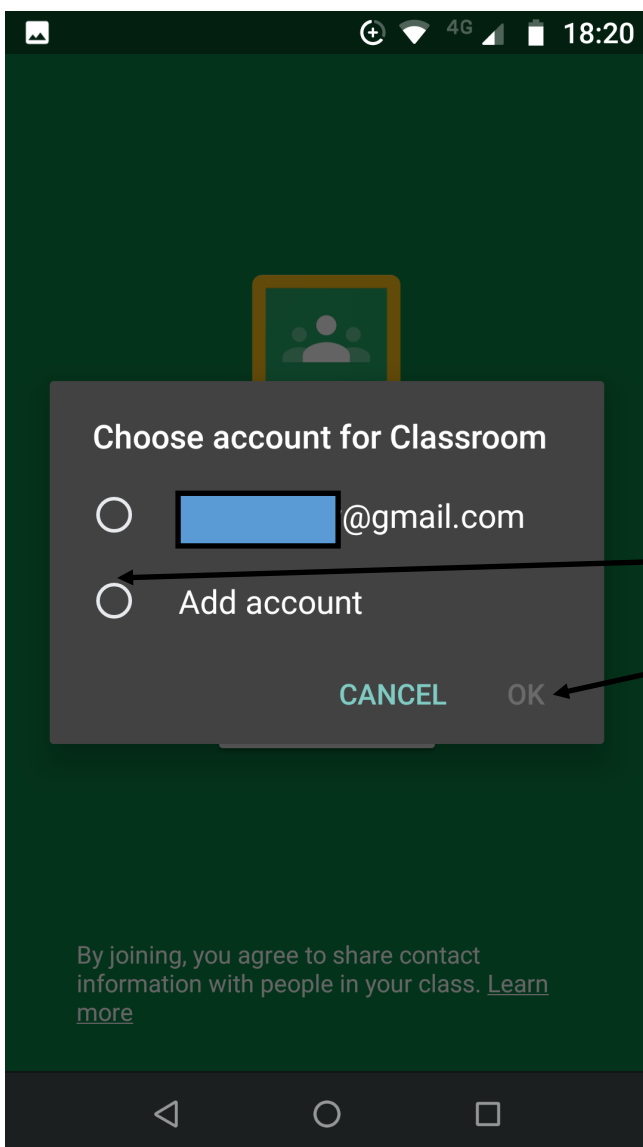
The Icon looks like this:



Once installed—open the App. You should see this screen:



Click on "Get Started"



You may already have a Google account, as I have here, but you will need to add a new account with your child's school details.

Click "Add account" and press OK.

Type in your child's Username/Email which you will have got from the credentials page.

It will be in the form of `firstname.surname@manorfield.surrey.sch.uk`
For example `Joe.Bloggs@manorfield.surrey.sch.uk`



Choose an account

There are two existing Google accounts for
@manorfield.surrey.sch.uk.

Which account do you want to use?



G Suite account

An account owned by
manorfield.surrey.sch.uk



Personal Google Account

An account that you created with
Google

Enter the password that you got from the credentials
page.

It will contain letters, numbers and symbols

This tells me that there is a Google account for my
Manorfield user name.

Choose the G Suite account, NOT a personal one.



|

@manorfield.surrey.sch.uk

Enter your password

.....



[Forgot password?](#)

[Next](#)



Google Classro...



Office Staff



1 student

Training



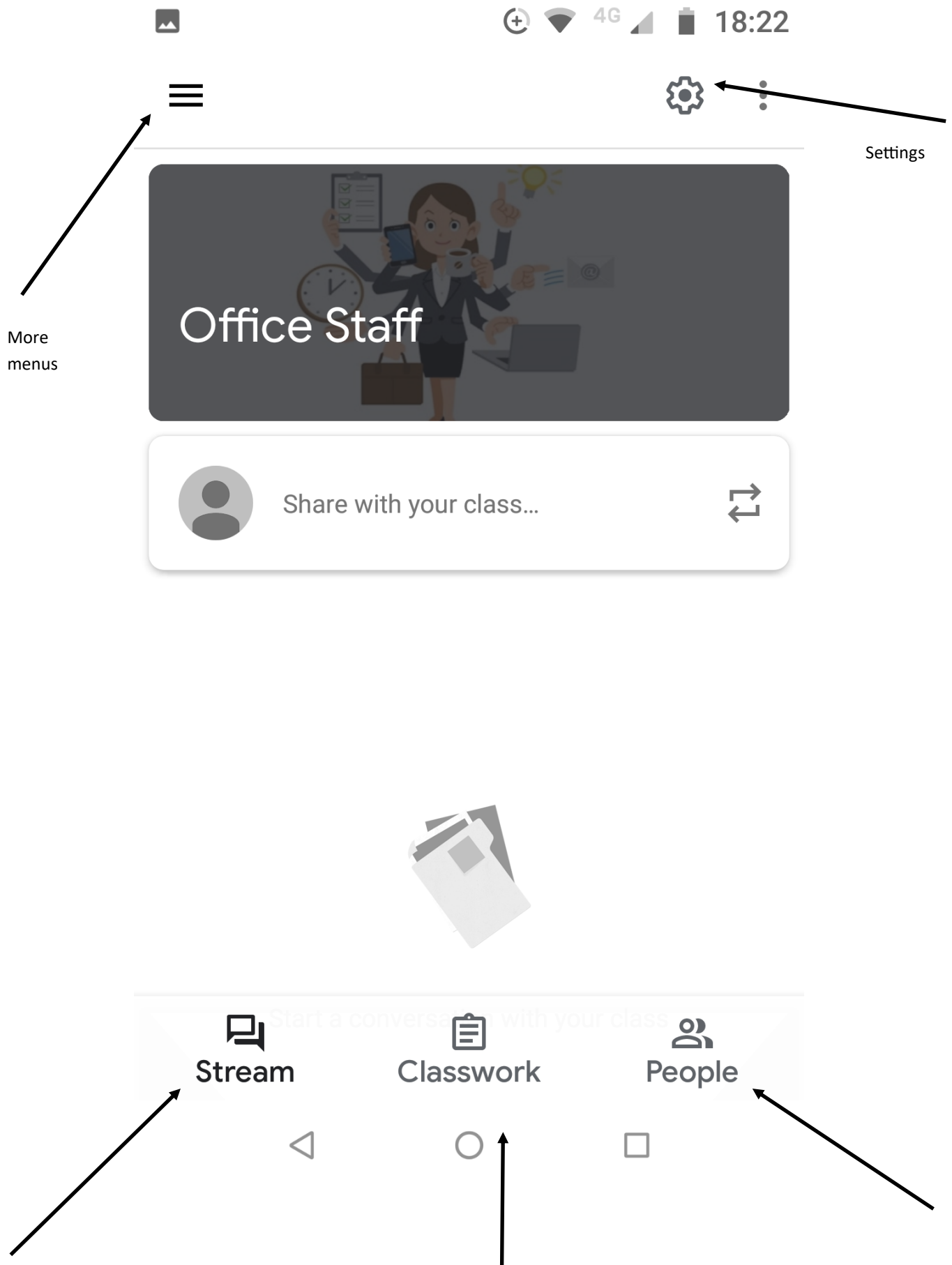
Google Classroom will open and show you the
classes that you are a member of.

Here I have two classes, however you will only see
one—the name of your child's class.

Click on the class to open it.

Inside the class you will open up to the Stream page where your teacher will post messages.

Check out the other areas Classwork, and People.



LOCK SCREEN ERROR

Device Policy Alert - If you get a message to say that your organisation requires you to set a passcode on your device to access your account, you will need to set a PIN on your phone/tablet for security.

Once you have done this, Google Classroom should work properly for you.

CHANGING YOUR PASSWORD



@manorfield.surrey... ^

Google Account

Tap the circle with your initial in, and then tap Google Account

Navigate to Personal Info, and then Password.

Your new password will need to contain letters, numbers and symbols

Home **Personal info** Data & personalis

using Google services. [Find out more](#)

PHOTO

You can't change the photo for this account



NAME



PASSWORD

.....



Last changed 7 May