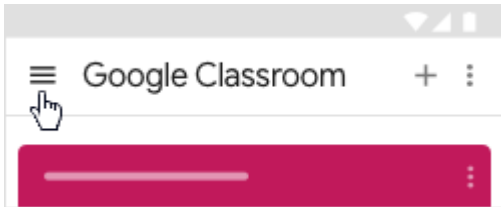


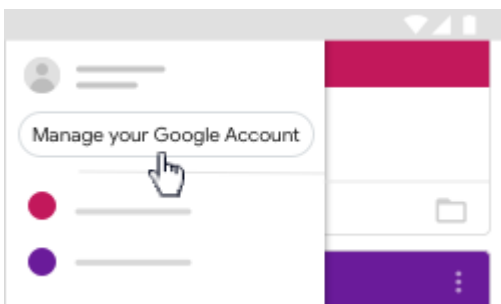
## If you have set up the wrong account with Google Classroom, you can remove it from your mobile device.

On the mobile app you don't sign out of an account; instead, you remove your account from your device. Removing the account doesn't delete it, so you'll still be able to use your account on other devices.

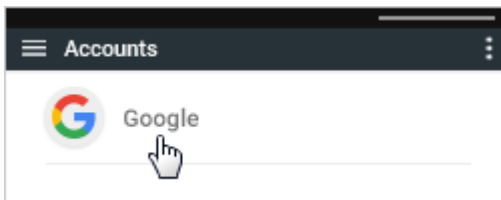
In the Classroom app, tap Menu .



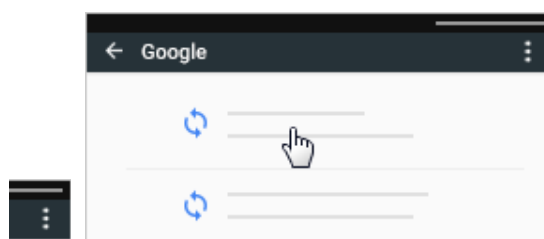
Next to your name and email, tap Down Manage accounts.



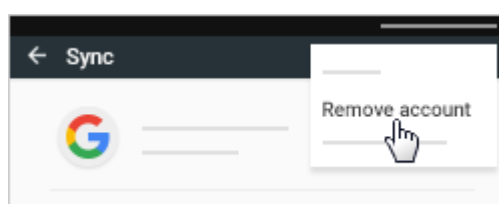
Tap Google.



(Optional) Tap the account you want to remove.



At the top right, tap More



Remove account.

To confirm, tap Remove Account. You'll still be able to use your account on other devices. .