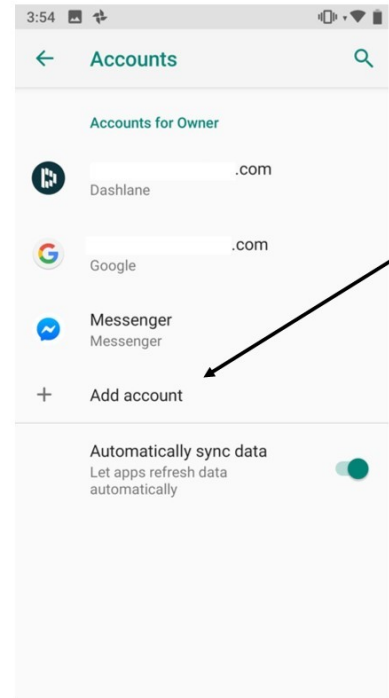
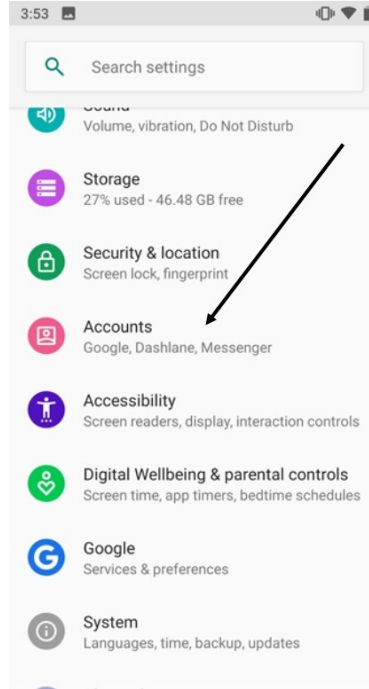



How to add a second Google account to your Android mobile device

- Launch Settings from your Home screen, the app drawer, or the Notification Shade.
- Swipe up in the Settings menu to scroll down.
- Tap Accounts.
- Tap Add Account.



- Tap Google.
- Type in the G Suite for Education email address in the provided field.
- Tap Next.
- Type your password.

