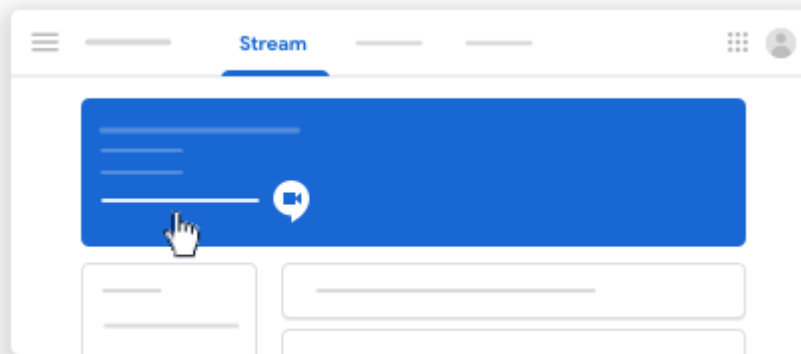


## COMPUTER/LAPTOP

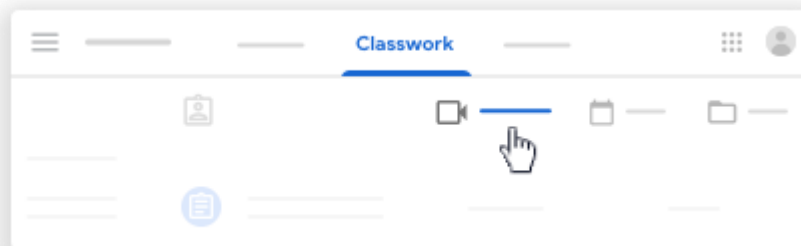
### Join a video meeting in Classroom

If your teacher turns on Meet for Classroom, you can join a video meeting for your class. You can join a class video meeting after the teacher starts the meeting. To use Meet, you have to sign in to Classroom with a school account. Your account looks like *firstname.surname@manorfield.surrey.sch.uk*

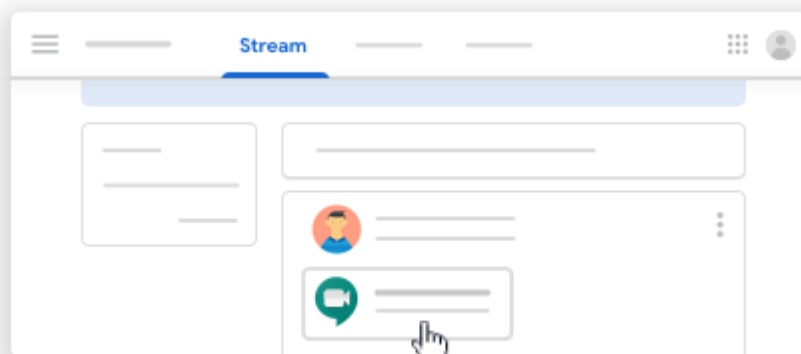
1. Go to [classroom.google.com](https://classroom.google.com).
2. Click the class.
3. Choose an option:
  - On the Stream page, at the top, click the Meet link.



- On the Classwork page, at the top, click Meet .



- On an announcement or post, click the link for the class video meeting.





4. (Optional) To allow Meet to use your camera and microphone, click Allow.
5. In Meet, at the top, make sure you're signed in with your school account. To switch accounts, click Switch account select the Classroom account.
6. To join the class video meeting, click Join now.

## ANDROID/IPAD/IPHONE

### Join a video meeting in Classroom

If your teacher turns on Meet for Classroom, you can join a video meeting for your class. You can join a class video meeting after the teacher starts the meeting.

To use Meet, you have to sign in to Classroom with a school account. Your account looks like *firstname.surname@manorfield.surrey.sch.uk*

1. Tap Classroom . 
2. Tap the class.
3. Choose an option:
  - a. At the top of the Stream or Classwork page, tap Meet 
  - b. On an announcement or post, tap the video meeting link.
4. (Optional) To allow Meet to use your camera and microphone, tap Allow.
5. Before you join, at the bottom, make sure you're signed in with your school account. If you need to switch accounts, tap Switch select the Classroom account.
6. To join the class video meeting, tap Join meeting.